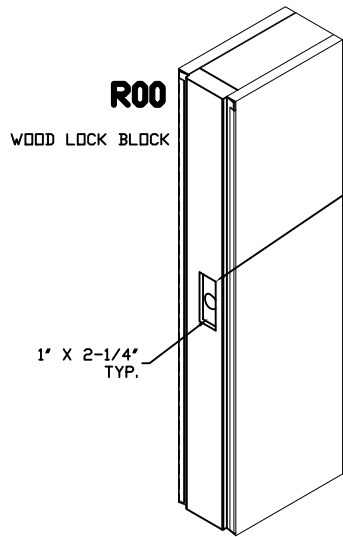


LOCK PREPS FOR WOOD EDGE DOORS

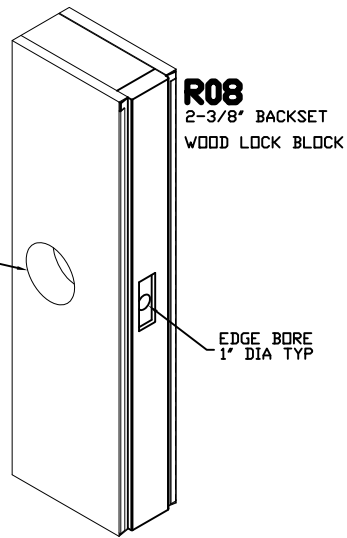
Edge Prep Description (No. of Edge Preps x 1" Width x Lock Ht.)	Lock Face Bore	Deadbolt Face Bore	Backset	Center to Center of Preps	Prep #	Lock Block: Composite (C) or Wood (W)	DWG Pg #
1 - 1" x 2-1/4"					R00	W	III-22
					R01	W	III-22
1 - 1" x 2-1/4"	2-1/8		2-3/8		R08	W	III-22
1 - 1" x 2-1/4"	2-1/8		2-3/4		R04	W	III-22
2 - 1" x 2-1/4"				5-1/2	R50	W	III-22
2 - 1" x 2-1/4"	2-1/8		2-3/8	5-1/2	R58	W	III-23
2 - 1" x 2-1/4"	2-1/8		2 3/4	5-1/2	R54	W	III-23
2 - 1" x 2-1/4"	2 1/8	2-1/8	2-3/8	5-1/2	R55	W	III-23
2 - 1" x 2-1/4"	2 1/8	2-1/8	2 3/4	5-1/2	R56	W	III-23



EDGE PREP ONLY
NO FACE BORE

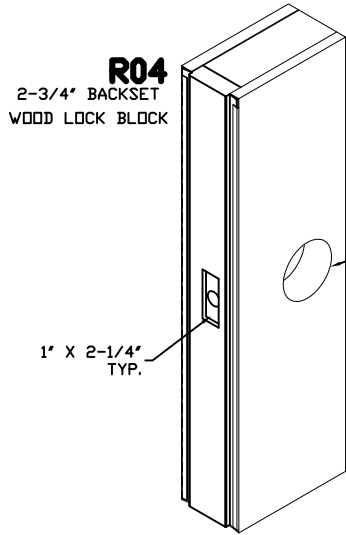
LOCK BORE
2-1/8" DIA THRU

1' X 2-1/4"
TYP.



R08
2-3/8" BACKSET
WOOD LOCK BLOCK

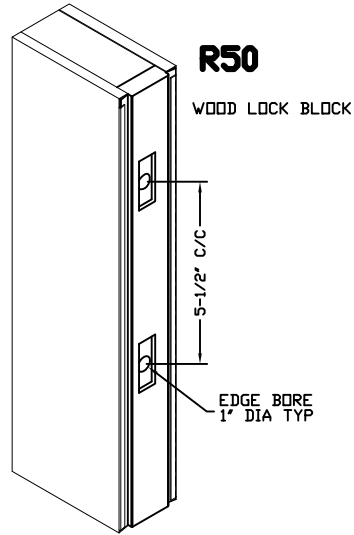
EDGE BORE
1" DIA TYP



R04
2-3/4" BACKSET
WOOD LOCK BLOCK

LOCK BORE
2-1/8" DIA THRU

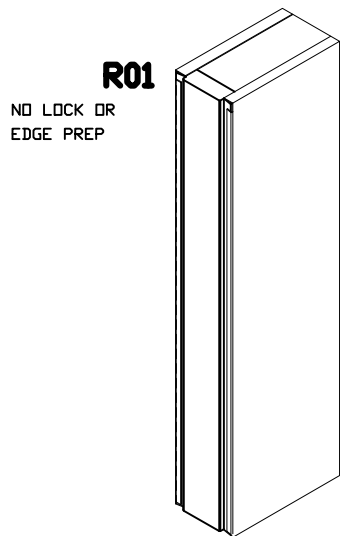
1' X 2-1/4"
TYP.



R50
WOOD LOCK BLOCK

EDGE BORE
1" DIA TYP

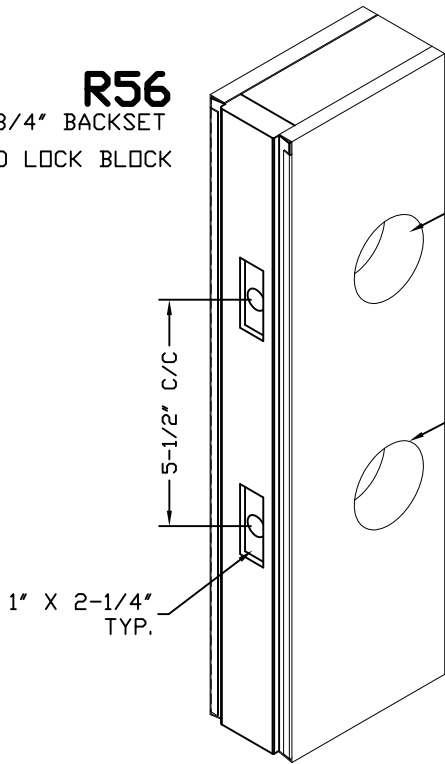
5-1/2" C/C



R01
NO LOCK OR
EDGE PREP

DWG#	III-22
DATE	10-30-06
NAME	MJP
SECTION	III
PAGE	22

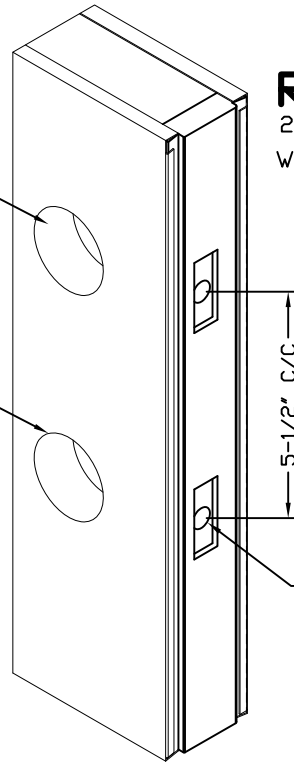
R56
2-3/4" BACKSET
WOOD LOCK BLOCK



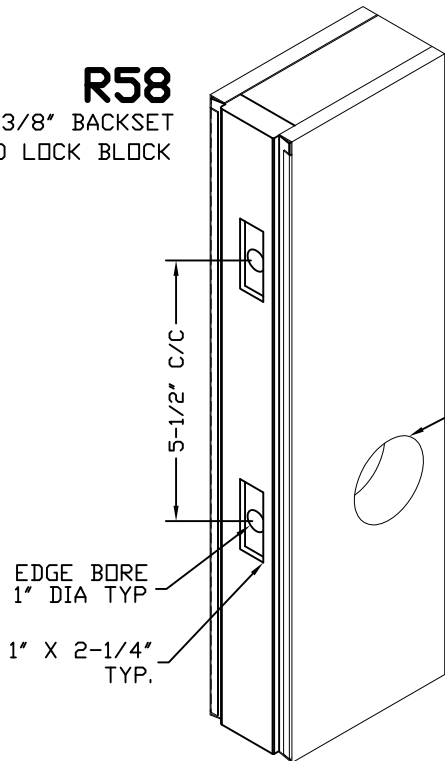
DEADBOLT BORE
2-1/8" DIA THRU

LOCK BORE
2-1/8" DIA THRU

R55
2-3/8" BACKSET
WOOD LOCK BLOCK

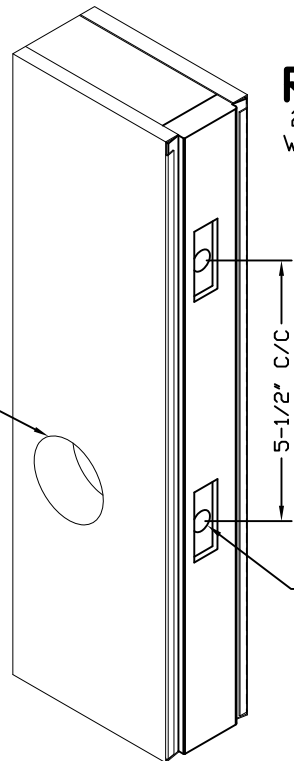


R58
2-3/8" BACKSET
WOOD LOCK BLOCK



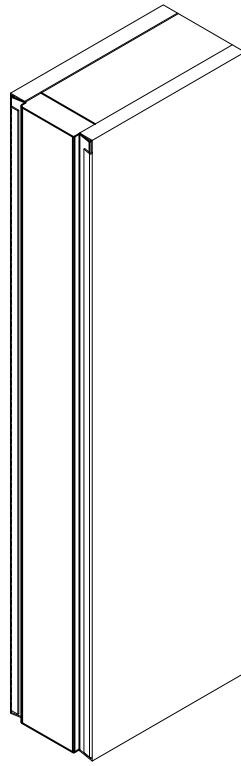
LOCK BORE
2-1/8" DIA THRU

R54
2-3/4" BACKSET
WOOD LOCK BLOCK

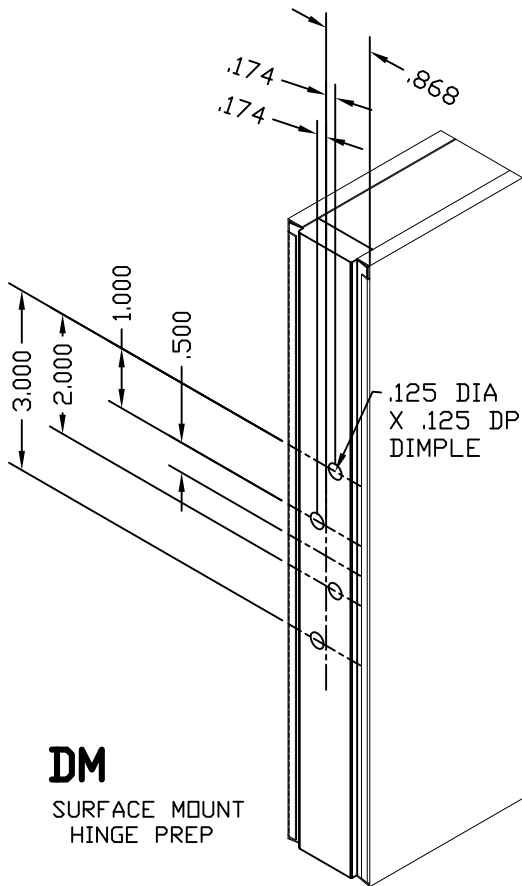


WOOD EDGE
LOCK PREPS

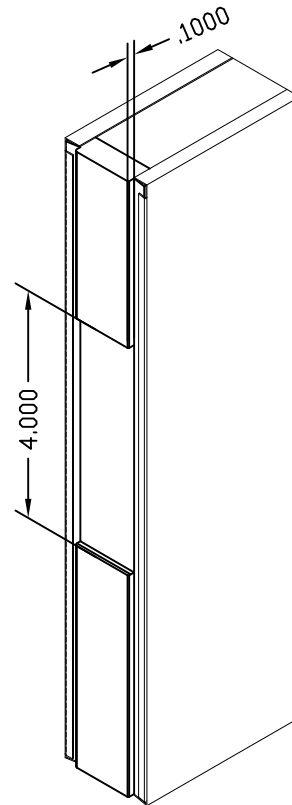
DWG#	III-23
DATE	7-05-06
NAME	MJP
SECTION	III
PAGE	23



B
BLANK
HINGE PREP



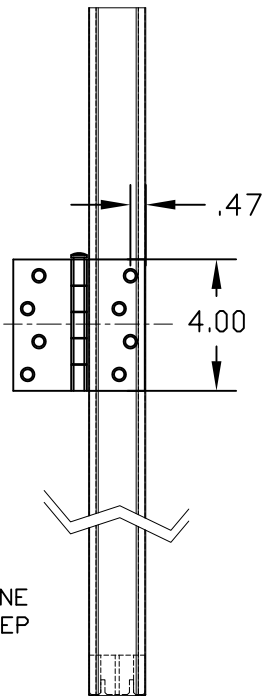
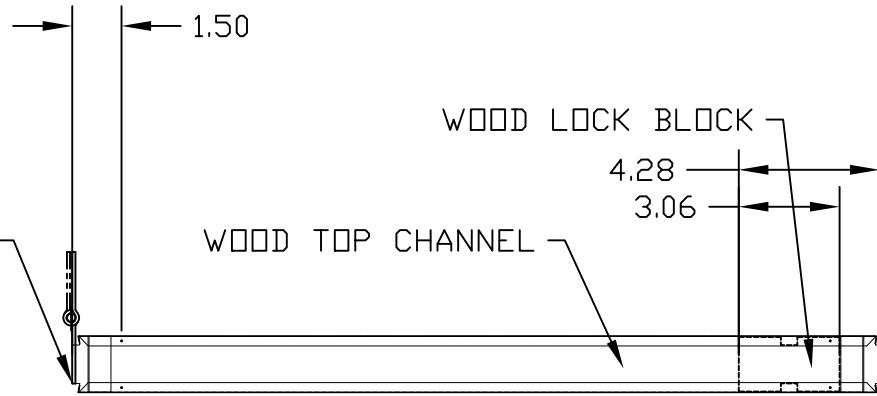
DM
SURFACE MOUNT
HINGE PREP



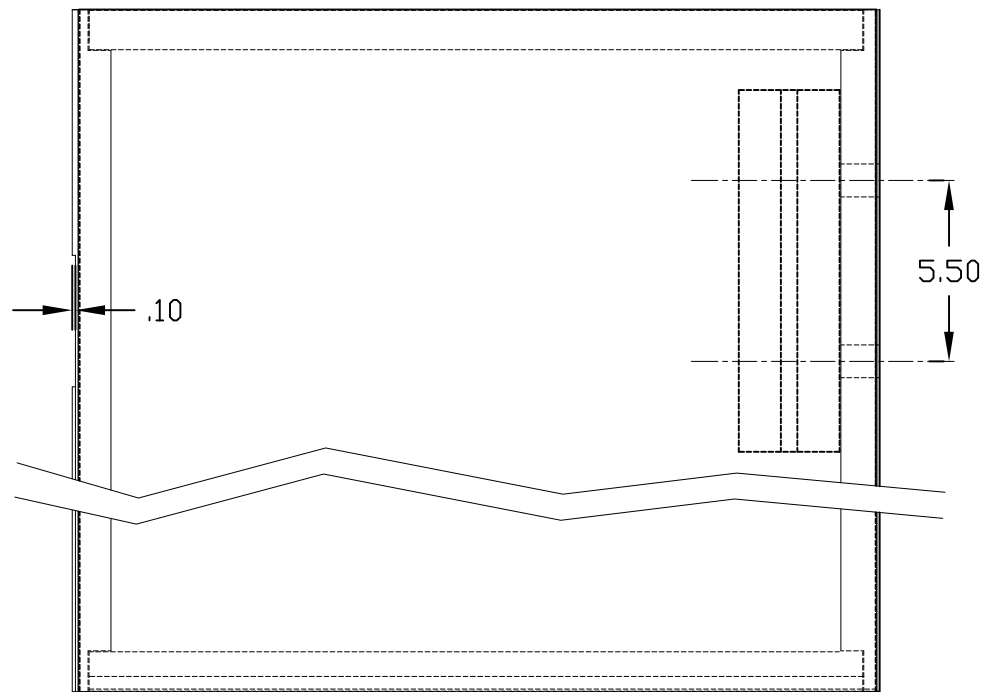
MT
MORTISED
HINGE PREP

BRAD FOR 20 MIN
FIRE RATING

HINGE SHOULD
BE MOUNTED
FLUSH WITH
EDGE OF WOOD
STILE MORTISE



TO CENTERLINE
OF HINGE PREP



COMPOSITE BOTTOM



WOOD EDGE
LOCATION DETAILS

DWG#	III-24A
DATE	6-01-07
NAME	MJP
SECTION	III
PAGE	24A