


NORWOOD STAINABLE STEEL FLAT PANEL SHAKER STYLES

Create a Modern or Contemporary look with 1-, 2-, and 3-Panel door styles, now available with an authentic woodgrain appearance! Norwood Stainable Steel doors mimic the warmth and beauty of wood with the features and benefits of steel. They have a deeply embossed Oak wood grain surface that is enhanced when stain is applied. These new Shaker inspired styles are the perfect solution for front entry doors.


- Constructed out of 22-gauge hot-dip galvanized steel that resists corrosion
- Full steel-edge perimeter grants an industry-leading Grade 40 Security Rating
- 20-gauge hinge reinforcements
- Polyurethane foam inner core provides superior insulation
- Can be fire rated up to 90 minutes
- Equipped with the Adjustable Hinge Plate System (*optional*)
- Special beige primer allows for staining (*stained finish is shown*)
- Limited Lifetime Warranty
- Available prehung, KD, or slab only (*wood or steel jambs*)



2-Panel Shaker





















Close up detail of the 3-Panel Shaker



3-Panel Shaker

NORWOOD STAINABLE STEEL AVAILABILITY

<p>NEW 1-PANEL SHAKER</p>  <p>ADA ♠90 H 6'8" W 2'8" 3'0"</p>	<p>NEW 2-PANEL SHAKER</p>  <p>ADA ♠90 H 6'8" W 2'8" 3'0"</p>	<p>NEW 3-PANEL SHAKER</p>  <p>ADA ♠90 H 6'8" W 2'8" 3'0"</p>	<p>FLUSH ★</p>  <p>♠90 ru H 6'8" 7'0" 8'0" W 2'0" 2'4" 2'6" 2'8" 2'10" 3'0"</p>	<p>1-PANEL HD</p>  <p>ADA ♠90 ru H 6'8" W 2'8" 2'10" 3'0"</p>	<p>2-PANEL HD ★</p>  <p>ADA ♠90 ru H 6'8" 7'0" 8'0" W 2'8" 2'10" 3'0"</p>
<p>2-PANEL HD ARCH TOP ★</p>  <p>♠90 ru H 6'8" W 2'8" 2'10" 3'0"</p>	<p>2-PANEL HD ARCH TOP PLANK</p>  <p>♠90 ru H 6'8" W 2'8" 2'10" 3'0"</p>	<p>2-PANEL HD COTTAGE</p>  <p>♠90 ru H 6'8" W 2'8" 2'10" 3'0"</p>	<p>3-PANEL HD ★</p>  <p>♠90 ru H 6'8" 7'0" W 2'8" 2'10" 3'0"</p>	<p>3-PANEL HD CRAFTSMAN</p>  <p>♠90 ru H 6'8" 7'0" W 2'8" 2'10" 3'0"</p>	<p>CROSSBUCK</p>  <p>♠90 ru H 6'8" W 2'8" 2'10" 3'0"</p>
<p>4-PANEL BLANK TOP ★</p>  <p>ADA ♠90 ru # H 6'8" 7'0" W 2'6" 2'8" 2'10" 3'0"</p>	<p>TRUE 4-PANEL ★</p>  <p>ADA ♠90 ru H 6'8" 7'0" W 2'6" 2'8" 2'10" 3'0"</p>	<p>6-PANEL ★</p>  <p>ADA ♠90 ru # H 6'8" 7'0" 8'0" W 2'6" 2'8" 2'10" 3'0"</p>	<p>8-PANEL ★</p>  <p>ADA ♠90 ru H 6'8" 7'0" W 2'8" 2'10" 3'0"</p>	<p>9-PANEL</p>  <p>♠90 ru # H 6'8" 7'0" W 2'8" 2'10" 3'0"</p>	<p>2-PANEL BLANK TOP</p>  <p>♠90 H 8'0" W 2'6" 2'8" 2'10" 3'0"</p>